

Reception Curriculum Newsletter Autumn 2 Topic: Celebrations and Parties!

Communication and Language (CL)

We will start by following the children's interests, talking about their likes and dislikes, what they celebrate, the parties they have been to etc. We will provide stories and hooks to inspire the children and help them make links and share ideas – We will always try to provide resources and opportunities for children to carry out their own ideas.

Listening:& Attention To play listening games related to topic. To respond to instructions with more than one step.


Speaking To participate in Helicopter stories learn new vocab and ask questions.

Comprehension To understand how and why questions To discuss what they have found out and share learning with others.

Wow – how quick was that ?! Reception children are now settled in and getting familiar with rules and routines in school. Please make sure your child comes to school on time and attends every day when they are well enough. Lots of lost learning sets your child back and they will struggle in later years to catch up. We have so much fun in Reception and good relationships between peers, staff and parents are developed. Thank- you to all the parents for your understanding and support so far. Please see overview of our curriculum this half term. We will be asking for help with costumes for the Nativity and will let you know ASAP when we have details of your child's costume.

Reminders...


- **Thursdays** we will visit the library, so make sure library books and library cards are in their bags.
- Children will explore the school grounds and have PE on **Tuesdays**, so make sure your child is wearing their active uniform and have wellingtons in school.
- PE will also be on **Fridays**, please ensure that your child is wearing their active uniform again on this day.
- Make sure all items of clothing are labelled so we can return it if it gets lost.
- Make sure your child has their book bag and bottle in school every day.
- Homework will be given out on **Fridays** and should be returned on **Wednesdays**
- We appreciate your support with your child's development; you can help your child



to succeed further by :

Make time for your child's passion every day. ... Exercise! ... Eat together and talk. ...
Have a routine - but be flexible! ... Read. ... Assign chores. ... Use free homeschooling resources online. ... Play games inside and outside. Other activities; [How Can I Support My Child to Learn at Home? - Twinkl](#)

We have an open-door policy at St Paul's, so if you have any questions or concerns, then please don't hesitate to speak to a member of the Reception Team – Ms Clarke, Mrs Mann or Ms Owen.



Every day

we:
Explore
Create
Discover
Play
Sing
Imagine
Grow
Read
Write
Talk
Listen
Dance
Solve problems
Learn how to; learn
Love
Have fun
Smile
Pray

Literacy

Daily Shared Reading Books from library service that children vote on relating to children's interests and topic.

Click on the links for Focussed Book / Stimuli : [The Scarecrows' Wedding](#) Kipper's Birthday
[Little Glow](#) [The Gingerbread Man](#) We all Celebrate [The Jolly Christmas Post Man](#)

Weekly Writing: To copy their name, to give meanings to the marks they make, To copy taught letters, To write initial sounds, To begin to write CVC words using taught sounds, To use the correct letter formation of taught letters, To write words and labels using taught sounds, To begin to write captions using taught sounds

Daily Handwriting and Funky finger activities, reading and matching words / sentences to pictures. To use pictures to tell stories. Listening to stories - re telling and talking about main events, RWI (Phonics) 20 minutes each day using 'Fred Talk' to read cvc words.

Weekly Reading : Shared/ group reading and individual reading.

Mathematics

To recognise numbers 1-5

To begin to subitise to 5

To find 1 more of numbers to 5

To find one less of numbers to 5


To explore the composition of 4 and 5

To recognise and name square and rectangle and talk about their properties.

To use these shapes to create own patterns.

To recognise 5p

To recognise 4 o'clock and 5 o'clock



Expressive Arts and Design

To sing and perform songs for Christmas Nativity
To join in with whole school singing assemblies
To experiment with different instruments and perform to audience
To make Christmas cards
Using range of materials.
To create own decorations/ divas etc for celebration shop.
To use costumes and resources to act out narratives
Develop storylines in their pretend play.
To make instruments that make different sounds.



Rainbow Value
Patience

Trust, wait and keep persevering.

"Whoever is patient has great understanding..."
Proverbs 14: 29

Story: Abraham and Sarah waiting patiently for a child
Advent and Christmas

Cultural Capital

Visit to Library and local park.

Local area walks to shops and post office to post a letter to Father Christmas.

Toggle up Tuesday - Forest activities.

Understanding the World

People and Communities To talk about how Hindus celebrate
To talk about the Christmas Story, who and how it is celebrated.
To know that people around the world have different religions.
Looking at globes and Atlas


Technology Video songs and dances from Sleepy Shepherd

Take photos of work

The world - To listen to questions and answers and try to ask questions about the natural environment. To respect and care for the natural environments

Past and Present To talk about the lives of the people around us. To know that the emergency services exist and what they do. To know some similarities and differences between things in the past and now, drawing on experiences and what has been read in class (Emergency Services Christmas)

To know about figures from the past (Guy Fawkes)



Own interests focus

Home corner Playing board games /jigsaws

Make own decorations cakes and other things used during celebrations

Barrier games - What could the present be?

Investigation area - Loose parts - make something to carry the presents.

Make a bed for Jesus. Make a house for the reindeer

Mud Kitchen make concoctions using natural materials from forest.



Outdoor Learning

Children will explore a range of natural resources and equipment outside and develop their skills and understanding in all areas of development through problem solving, role play, maths, literacy, physical, creative and own child-initiated activities based around our topic of Celebrations.

Wild Tribes Enables children to explore natural environments and learn new skills, it enhances the health and wellbeing of children, as well as encouraging them to be more active. The children learn to manage risks through use of tools, work together through teamwork challenges, gain appreciation and respect for nature and the impact that humans have on the environment and become more confident with raised self-esteem.

Children will be encouraged to earn a 'Rainbow Reward' for having a good attitude to work, kind hands, kind words and being helpful.

This will be displayed on their visible locker on the wall. The children will be working toward their Rainbow Reward Certificate 3



Christian Distinctiveness and Spirituality


Children will learn about the story of Diwali and what Hindus believe and the Christmas Story and what Christians believe.
Other religious feasts and festivals; All Saints, Guru Nanak's Birthday, Interfaith week, Hanukkah, Christingle

Physical Development

Daily GMS: Wake and shake, Go Noodle, balls, hoops and bean bags, tyre play, climbing, balancing, jumping and obstacle course.

Weekly PE To balance, To run and stop, To change direction, To jump and hop, To explore different ways to travel using equipment,
To remember and repeat actions, exploring pathways and shapes

Daily FMS: Squiggle while you wiggle, threading, funky fingers, cutting skills, Doh disco
Letter formation- use mnemonic using paints, chalks in the sand and using different mark making tools on large pieces of paper.



Personal, Social and Emotional Development

Self regulation - To talk about how they are feeling, To begin to consider the feelings of others, To adapt behaviour to a range of situations

Managing Self - To develop class rules and understand the need to have rules, To put P.E kit on independently, To have confidence to try new activities

Building Relationships - To play with children who are playing with the same activity, To begin to develop friendships, To have positive relationships with all Year R staff and their peers.

